

&
TIARA

DIRECT VENT GAS STOVES

HEAT & GLO



COMFORT & TIMELESS
AMBIANCE



TIARA

Classic style. Efficient heating. Durable cast iron construction. The Tiara Series brings the timeless appeal of a burning stove into a new age.

EFFICIENT HEATING

Quickly fill a space with warmth. Three Tiara stove models provide high-efficiency performance. And the right heat for the right space.

IN THE DETAILS

From vibrant flames to detailed logs. Intricate castings to textured brick interiors. We took attention to every last detail. The results, are dramatic.



STANDARD SAFETY SCREEN

Mesh safety barrier screens protect against direct contact with the glass front of the stove, and help reduce the potential of a serious burn. Included standard.




WARMING SHELVES

Optional warming shelves enhance the realistic, traditional stove experience. Available for the Tiara I and Tiara II.



FINISHES*



BLACK



ESPRESSO

COCOA
BROWN

MATTE

PORCELAIN

*TIARA PETITE available in black only

OPTIONS NOT PICTURED

- Grille top for use when venting out the rear of stove
- Brick firebox refractory upgrade available for Tiara I. Refractory upgrade comes standard on Tiara II.
- Wireless on/off wall switch
- Remote control
- Fan


STOVE TECHNOLOGIES

INTELLIFIRE PLUS™ IGNITION SYSTEM



An advanced intermittent pilot ignition system with memory settings, IPI Plus constantly monitors ignition, ensures safe functioning and conserves up to \$10/month in energy costs.

DIRECT VENT TECHNOLOGY



Direct Vent stoves remove 100% of combustion exhaust and odors outside of the home. These sealed stoves provide optimal heat, conserve energy and ensure clean, safe indoor air quality.

COVER: TIARA shown in black

TOP LEFT: TIARA I shown in black with safety screen

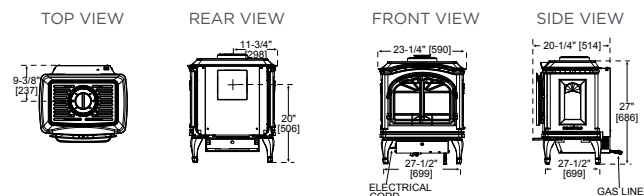
BOTTOM LEFT: TIARA PETITE shown in black with safety screen

ABOVE: TIARA II shown in cocoa brown with safety screen

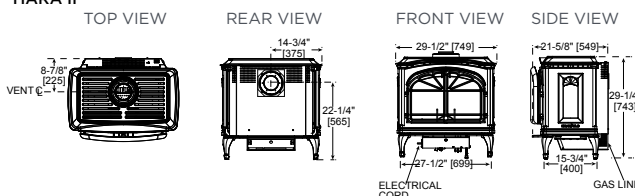
TIARA I & TIARA II SPECIFICATIONS

| MODEL | WIDTH | WIDTH WITH WARMING SHELVES | HEIGHT | DEPTH | GLASS SIZE (W x H) | VENTING | BTU/HOUR INPUT |
|----------|--------------|----------------------------|--------------|--------------|-----------------------------|----------|--|
| TIARA I | 23-1/4 [590] | 35-1/2 [902] | 27 [686] | 20-1/4 [514] | 15-1/2 x 10-1/2 [394 x 267] | TOP/REAR | 19,500-25,000 (NG) 16,500-22,500 (LP) |
| TIARA II | 29-1/2 [749] | 41-3/4 [1060] | 29-1/4 [743] | 21-5/8 [549] | 21 x 12-1/2 [533 x 318] | TOP/REAR | 26,000-37,000 (NG) 26,000-34,000 (LP) |

TIARA I



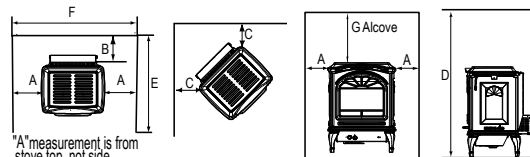
TIARA II



CLEARANCES TO COMBUSTIBLES

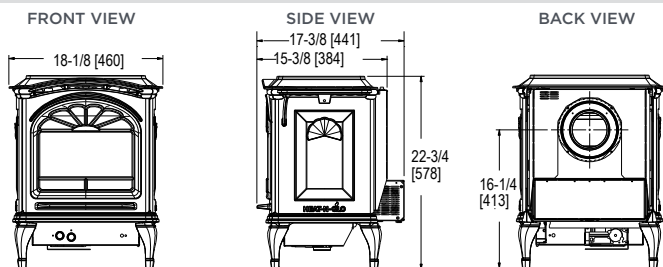
| MODEL | A | B | C | D | E | F | G | Top of pipe | Side of pipe | Inside outside corner wall vent |
|----------|-------|-----|-----|----|----|--------|--------|-------------|--------------|---------------------------------|
| TIARA I | 8-1/2 | 1/4 | 3/8 | 54 | 36 | 40-1/4 | 27 | 3 | 1 | 9 |
| TIARA II | 5-1/4 | 3 | 1 | 66 | 36 | 40 | 36-3/4 | 3 | 1 | 9 |

Clearances are in inches. See installation manual for more information

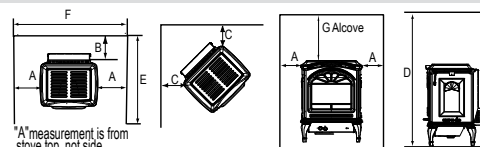


TIARA PETITE SPECIFICATIONS

| MODEL | FRONT WIDTH | BACK WIDTH | HEIGHT | DEPTH | GLASS SIZE (W x H) | VENTING | BTU/HOUR INPUT |
|--------------|--------------|--------------|--------------|--------------|----------------------------|---------|---------------------------|
| TIARA PETITE | 18-1/8 [460] | 18-1/8 [460] | 22-3/4 [578] | 17-3/8 [441] | 8-3/4 x 11-1/8 [222 x 283] | REAR | 14,500 (NG) 13,000(LP) |



Clearances are in inches. See installation manual for more information



CLEARANCES TO COMBUSTIBLES

| MODEL | A | B | C | D | E | F | G |
|--------------|---|---|---|----|----|----|--------|
| TIARA PETITE | 6 | 2 | 2 | 43 | 36 | 30 | 20-1/4 |

Dimensions in diagrams are in inches and millimeters. Dimensions in table are in inches. Product information is not complete and is subject to change without notice. Product installation must adhere strictly to instructions shipped with product. We recommend measuring individual units at installation.

Refer to installation manual for detailed specifications on installing this product. Heat & Glo reserves the right to update units periodically. The flame and ember appearance may vary based on the type of fuel burned and the venting configuration used. Actual product appearance, including flame, may differ from product images.

U.S. EFFICIENCIES

Steady State - Since most homeowners use their fireplaces for an extended time while they are in the room, Steady State measures how efficiently your fireplace converts fuel to heat once it is warmed up and running in a "steady state".

AFUE - AFUE rating is more typically used with appliances, like your furnace, that continually cycle on and off to maintain a constant temperature.

| RATING | TIARA I | TIARA II | TIARA PETITE |
|---------------------|-----------------------------|-----------------------------|-----------------------------|
| Steady State | 70.8 (NG), 71.3 (LP) | 69.2 (NG), 68.9 (LP) | 63.1 (NG), 66.1 (LP) |
| AFUE | 68.6 (NG), 69.4 (LP) | 67.1 (NG), 66.8 (LP) | 61.1 (NG), 61.1 (LP) |

CANADA EFFICIENCIES

EnerGuide (CSA P.4.1-15) - EnerGuide is a rating used in Canada to measure annual fireplace efficiency.

| RATING | TIARA I | TIARA II | TIARA PETITE |
|--------------------------|----------------------|----------------------|----------------------|
| EnerGuide (CSA P.4.1-15) | 76.2 (NG), 76.9 (LP) | 69.7 (NG), 68.8 (LP) | 61.8 (NG), 62.2 (LP) |

For complete information on this model, please contact us at:

HEAT & GLO

No one builds a better fire

Web: heatnglo.com
Phone: (888) 427-3973 (952) 985-6000
E-mail: info@heatnglo.com

[facebook.com/HeatandGlo](https://www.facebook.com/HeatandGlo)

twitter.com/HeatandGlo

[youtube.com/HeatandGlo](https://www.youtube.com/HeatandGlo)

HNG-1140U-0617

LIMITED LIFETIME WARRANTY²

The strongest in the industry, Heat & Glo[®] provides a limited lifetime warranty on the most important aspects: firebox and heat exchanger.

- 1 Single heat setting only. No flame turndown available.
- 2 For full warranty details, go to www.heatnglo.com.

Fireplace glass and other surfaces get extremely HOT and can cause severe burns if touched. Do not remove the protective safety screen from the front of the glass. Keep a safe distance away. To learn more visit www.heatnglo.com/fireplacesafety

Canada

ENERGUIDE

Look for the EnerGuide Gas Fireplace Energy Efficiency Rating in this brochure

UL US LISTED

Based on CSA P.4.1-15